

ISIN Number LU0701928615  
Morningstar Rating™ ★★★

### Key Facts

Nav as at 29 June 2018 €82.33  
Domiciled Luxembourg  
Fund Size (Mil) €301.10  
Fund Inception 16/11/2011  
Unit Class Launch 16/11/2011  
Recommended Holding Period (Yrs) 6  
Morningstar Category™ USD Flexible Allocation  
Benchmark No Benchmark

### Additional Identifiers

Bloomberg Code PMARRAE LX

### Fees and Expenses

Ongoing Charges<sup>1</sup> 1.75 %  
Management Fee (p.a.) 1.50 %  
Entry Charge Max. 5.00%  
Performance Fee Max. 15.00%

<sup>1</sup> Estimate due to recent changes in cost components charged to the Unit class.

## Objectives and Investment Policy


**Objective:** Seeks to increase the value of your investment and to provide income over the recommended holding period.

**Portfolio securities:** The Sub-Fund mainly invests in a broad range of securities from around the world, including emerging markets. The mix of securities can include equities, government and corporate bonds, money market securities and investments whose values are linked to commodity prices. The Sub-Fund may use derivatives to reduce various risks, for efficient portfolio management or as a way to gain exposure to various assets, markets or income streams. In particular, the Sub-Fund will hold positions in any currency and will use derivatives to manage its currency exposure flexibly.


## Meet the Team



**Kenneth J. Taubes**  
Head of Investment Management US  
Ind. Experience: 35 years  
Time with Amundi Asset Management: 20 years



**Michele Garau**  
Portfolio Manager  
Ind. Experience: 34 years  
Time with Amundi Asset Management: 15 years



**Howard Weiss**  
Portfolio Manager  
Ind. Experience: 13 years  
Time with Amundi Asset Management: 7 years

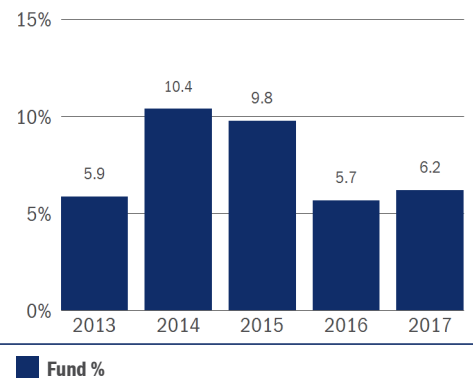
### Trailing Returns

as at 29 Jun 2018	Fund %	Benchmark %
YTD	0.05	-
1 Year	4.96	-
3 Years Ann.	2.09	-
5 Years Ann.	6.74	-

### Rolling 12 Month Returns

Period	Fund %	Benchmark %
Jun 2017 - Jun 2018	4.96	-
Jun 2016 - Jun 2017	7.69	-
Jun 2015 - Jun 2016	-5.87	-
Jun 2014 - Jun 2015	27.71	-
Jun 2013 - Jun 2014	1.99	-

### Calendar Year Returns



▲ Performance data provided refers to Class A Euro Non-Distributing only, and is based upon NAV net of fees. For details of other Unit Classes available, please refer to the prospectus. Performance figures are in EUR and have been converted from the sub-fund's base currency, the US Dollar.

Past performance does not guarantee and is not indicative of future results.

### Risk Analysis

	1 Year	3 Years	5 Years
Standard Deviation	6.47%	8.59%	9.12%
Sharpe Ratio	0.97	0.62	1.05

### Risk and Reward Profile

Lower Risk (not-risk free)  
Lower Potential Reward



Higher Risk  
Higher Potential Reward

#### What does this risk indicator mean?

The above risk indicator ranks potential risk and reward and is consistent with the risk limits set for the Sub-Fund. Historical data, such as that used in calculating this synthetic indicator, may not be a reliable indication of the future risk profile of the Sub-Fund. The lowest category does not mean a 'risk-free' investment. The Sub-Fund's risk indicator is not guaranteed and may change over time. The Sub-Fund's risk category reflects the risk profile of the mix of asset classes in which it invests. For un-hedged currency classes, exchange rate movements may affect the risk indicator where the currency of the underlying investments differs from the currency of the unit class.

#### Additional key risks:

The risk indicator may not adequately capture the following additional key risks of the Sub-Fund:

**Credit risk:** The issuers of bonds held by the Sub-Fund may fail to pay principal or interest due.

**Liquidity risk:** In adverse market conditions, securities that are liquid may become difficult to value, buy or sell, which could affect the Sub-Fund's ability to process redemption requests.

**Operational risk:** Losses may occur due to human error or omission, process errors, system disruptions or external events.

**Derivatives risk:** Derivatives create leverage in the Sub-Fund and may cause movements in the value of the underlying investments to amplify gains or losses to the Sub-Fund.

**Emerging market risk:** Some of the countries invested in may carry higher political, legal, economic and liquidity risks than investments in more developed countries.

## Notes

Morningstar Ratings: Copyright © 2018 Morningstar UK Limited. All Rights Reserved. The information contained herein: (1) may not be copied or distributed; and (2) is not warranted to be accurate, complete or timely. Neither Morningstar nor its content providers are responsible for any damages or losses arising from any use of this information.

For Broker/Dealer Use Only and Not to be Distributed to the Public

See reverse side & further pages for other important information.

**Portfolio Analysis**

Total Number of Holdings	168
Assets in Top 10 Holdings	14.5 %

**Instrument Allocation (Net %)**

Equity	70.7
Bond	15.5
Equity Derivatives	9.7
Cash at Bank	6.9
REITS	2.0
ETF - Equity	1.0
Exchange Traded Commodities	0.9

**Top 5 Equities**

	Fund %	Bmk %
Kkr & Co Lp	1.4	-
Bae Systems Plc	1.1	-
FincoBank Banca Fineco Spa	1.1	-
Swiss Life Holding Ag	1.1	-
Becton Dickinson And Company	1.0	-

**Top 5 Bonds**

	Fund %	Bmk %
United States Treasury 0.0% (12/07/2018)	4.4	-
United States Treasury 0.0% (19/07/2018)	4.3	-
Banco Do Brasil Sa (Grand Cayman Branch) 3.9% (10/10/2022)	1.1	-
United States Treasury 2.1% (15/02/2041)	0.9	-
Ypf Sa 8.5% (23/03/2021)	0.9	-

**Currency**

	Fund %	Bmk %
US Dollar	52.6	-
Euros	24.0	-
Hong Kong Dollar	6.9	-
Pound Sterling	4.7	-
Singapore Dollar	2.1	-
Swiss Franc	1.8	-
Russian Ruble	1.4	-
Renminbi	1.1	-
Others	5.0	-

▲Currency data reflects the market value of equity derivatives.

**Sector (Equities)**

Financials	21.0
Industrials	14.0
IT	12.1
Health Care	10.0
Real Estate	8.8
Cons Disc	6.0
Materials	5.4
Energy	2.8
Consumer Staples	1.5
Utilities	1.4
Unknown	0.4
Telecoms	0.02

Fund %

▲Sector (Equities) data reflects the exposure of equity derivatives.

**Country (Equities)**

	Fund %	Bmk %
United States	40.4	-
United Kingdom	10.1	-
China	8.2	-
Italy	3.7	-
France	3.6	-
Others	17.2	-

▲Country data reflects the exposure of equity derivatives.

**Portfolio Analysis (Bonds)**

	Fund	Bmk
Effective Duration (Yrs)	0.45	-
Modified Duration (Yrs)	0.41	-
Spread Duration (Yrs)	0.30	-
Yield to Maturity (%)	0.45	-
Yield to Worst (%)	0.56	-
Current Yield (%)	0.29	-
Average Life (Yrs)	0.67	-
Coupon (%)	7.21	-

▲Portfolio Analysis (Bonds) data reflects derivatives exposure.

**Country (Bonds)**

	Credit Exposure (%)	Effective Duration (Years)	Country Spr Dur (Years)
United States	10.2	0.2	0.2
Brazil	2.6	0.1	0.1
Argentina	0.9	0.02	0.02
Indonesia	0.8	0.04	0.04
Russia	0.5	0.02	0.02
Others	0.5	0.03	0.03

**Asset Allocation (Bonds)**

	Fund %	Bmk %
Government	9.6	-
Emerging Non Financials	2.1	-
Emerging Government	1.7	-
Emerging Financials	1.1	-
Financials	0.8	-
Non Financials	0.3	-

**Credit Rating**

	Fund %	Bmk %
AAA	0.9	-
AA	8.7	-
A	0.4	-
BBB	2.1	-
BB	2.4	-
B and Below	1.0	-
Average Credit Quality	A-	-

▲Credit Rating data and Average Credit Quality calculations use a Median of available ratings across S&P, Moodys and Fitch. In the case of sovereign bonds that are not rated by any of the 3 referenced rating agencies, an average of the issuer rating is used. Non sovereign bonds that are not rated by any of the 3 referenced rating agencies are excluded from the Average Credit Quality calculation.

**Notes**

The Global Industry Classification Standard (GICS) SM was developed by and is the exclusive property and a service mark of Standard & Poor's and MSCI. Neither Standard & Poor's, MSCI nor any other party involved in making or compiling any GICS classifications makes any express or implied warranties or representations with respect to such standard or classification (or the results to be obtained by the use thereof), and all such parties hereby expressly disclaim all warranties of originality, accuracy, completeness, merchantability or fitness for a particular purpose with respect to any of such standard or classification. Without limiting any of the foregoing, in no event shall Standard & Poor's, MSCI, any of their affiliates or any third party involved in making or compiling any GICS classification have any liability for any direct, indirect, special, punitive, consequential or any other damages (including lost profits) even if notified of the possibility of such damages.

On the 16/02/2018 Pioneer Funds – Flexible Opportunities was renamed Amundi Funds II – Pioneer Flexible Opportunities.

This Sub-Fund uses derivatives. Derivatives exposure is not reflected in portfolio breakdowns in this document unless otherwise stated.

**Disclaimer**

This information is not for distribution and does not constitute an offer to sell or the solicitation of any offer to buy any securities or services in the United States or in any of its territories or possessions subject to its jurisdiction or for the benefit of any Restricted U.S. Investor (as defined in the prospectus of the Fund). The Fund has not been registered in the United States under the Investment Company Act of 1940 and units/shares of the Fund are not registered in the United States under the Securities Act of 1933.

Unless otherwise stated all information contained in this document is from Amundi Asset Management and is as at 29/06/2018.

Amundi Funds II – Pioneer Flexible Opportunities is a sub-fund (the “Sub-Fund”) of Amundi Funds II (the “Fund”), a fonds commun de placement with several separate sub-funds established under the laws of the Grand Duchy of Luxembourg.

Past performance does not guarantee and is not indicative of future results. There can be no assurances that countries, markets or sectors will perform as expected. Investment return and principal value may go down as well as up and could result in the loss of all capital invested. More recent returns may be different than those shown. Please contact your sales representative for more current performance results.

This material is not a prospectus and does not constitute an offer to buy or a solicitation to sell any units/shares of the Fund or any services, by or to anyone in any jurisdiction in which such offer or solicitation would be unlawful or in which the person making such offer or solicitation is not qualified to do so or to anyone to whom it is unlawful to make such offer or solicitation. For additional information on the Fund, a free prospectus should be requested from Pioneer Global Investments Limited, a member of the Amundi group, (“PGIL”), 1 George’s Quay Plaza, George’s Quay, Dublin 2, Ireland. Call +353 1 480 2000 Fax +353 1 449 5000 or your local Amundi Asset Management sales office. This document is not intended for and no reliance can be placed on this document by retail clients, to whom the document should not be provided. This content of this document is approved by Pioneer Global Investments Limited, a member of the Amundi group. PGIL is authorised and regulated by the Central Bank of Ireland. In the UK, this document is directed at professional clients and not at retail clients and it is approved for distribution by Amundi Ireland Limited (London Branch), 41 Lothbury, London, EC2R 7HF. Amundi Ireland Limited is authorised and regulated by the Central Bank of Ireland and subject to limited regulation by the Financial Conduct Authority. Details about the extent of our regulation by the Financial Conduct Authority (“FCA”) are available from us on request. The Fund is an unregulated collective investment scheme under the UK Financial Services and Markets Act 2000 and therefore does not carry the protection provided by the UK regulatory system. Amundi Pioneer Distributor, Inc., 60 State Street, Boston, MA 02109 (“APD”), a U.S.-registered broker-dealer, provides marketing services in connection with the distribution of products managed by Amundi Asset Management or its affiliates. APD markets these products to financial intermediaries, both within and outside of the U.S. (in jurisdictions where permitted to do so) for sale to clients who are not United States persons.

**For Broker/Dealer Use Only and Not to be Distributed to the Public.**

Date of First Use: 09/07/2018.